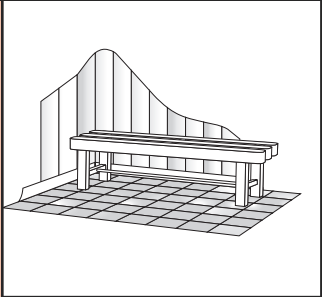
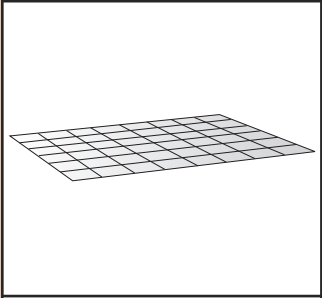

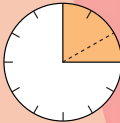
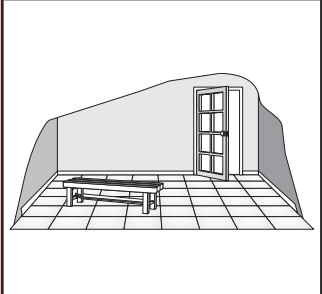






Degreasing Floor Cleaning Process

Area to be Cleaned	Frequency	Product Description	Method	Safety Information
<p>Shower, Steam & Sauna Ceramic Floors (Clean when Cold)</p> 				
<p>Hard floor surfaces (ceramic, porcelain, stone, terrazzo, granite, vinyl, terracotta and concrete)</p> 	<p>Daily or as required</p>	<p>BONADECON</p> 	<p>Cleaner For Removal of Natural Oils, Grease and Scuff Marks</p>	<p>CLEANING PROCESS</p> <ol style="list-style-type: none"> 1) Dilute Bonadecon with water 1:1-1:10 for manual deep cleaning and up to 1:25 for light maintenance cleaning through a scrubber dryer machine. 2) Apply solution to dry tile surface with watering can fitted with a fine rose or a low pressure sprayer. 3) Agitate wet solution into surface using black pad or brush either by hand or floor scrubbing machine. 4) Continue to scrub over floor for 10-15 minutes. 
<p>Tiled Floor to Changing Rooms</p> 				<ol style="list-style-type: none"> 5) Wipe off or wet vacuum soiled Bonadecon and rinse the floor thoroughly with fresh water. * not recommended for pool and spa systems 6) Repeat to achieve desired result 7) Sign off floor cleaning check sheet
<p>Safety Information</p>  <p>GLOVES</p>  <p>COVERED FOOTWEAR</p> <p>TROUSERS</p> <p>WHEN DECANTING</p>  <p>GLOVES</p>  <p>GLASSES</p>				

For guidance and storage please refer to bottle label and product sheets

Bonasystems Limited

City House Swallowdale, Hemel Hempstead Industrial Estate,
Hemel Hempstead, Hertfordshire, HP2 7EA

Telephone: 01442 419470 Fax: 01442 419471

e-mail: info@bonasystems.com www.bonasystems.com

**Nominated
Distributor:**